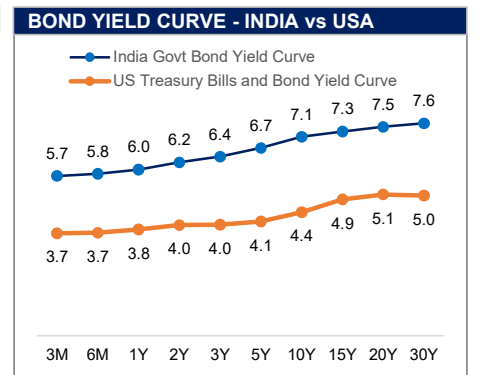
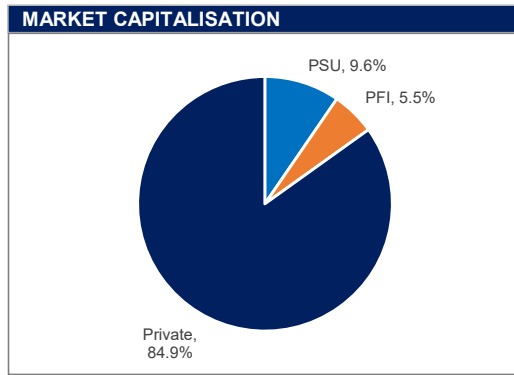
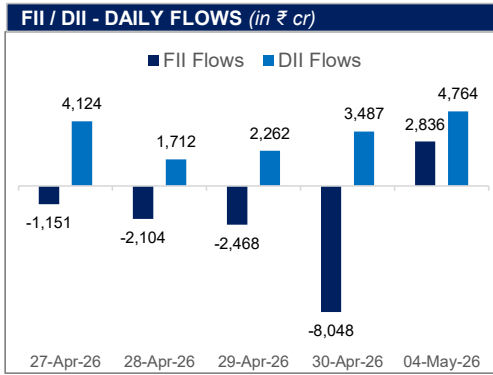




MARKET MONITOR

INDIAN INDICES				GLOBAL INDICES			
	CLOSE	P.CLOSE	CHANGE		CLOSE	P.CLOSE	CHANGE
NIFTY50	24,032.80	24,119.30	-0.36%	USA MARKETS			
BSE SENSEX	77,017.79	77,269.40	-0.33%	DOW JONES	48,941.90	49,499.27	-1.13%
NIFTY MIDCAP 150	22,180.25	22,155.50	0.11%	S&P 500	7,200.75	7,230.12	-0.41%
NIFTY SMALL CAP 250	16,928.20	16,895.95	0.19%	NASDAQ	27,651.82	27,710.36	-0.21%
NIFTY AUTO	26,192.10	26,027.70	0.63%	EUROPEAN MARKETS			
NIFTY BANK	54,547.05	54,878.50	-0.60%	UK - FTSE100	10,267.66	10,363.93	-0.93%
NIFTY FMCG	51,593.55	51,266.00	0.64%	FRANCE - CAC	8,029.61	7,976.12	0.67%
NIFTY HEALTHCARE	15,095.70	15,072.00	0.16%	GERMANY - DAX	24,262.86	23,991.27	1.13%
NIFTY INFO-TECH	29,107.30	29,076.15	0.11%	ASIAN MARKETS			
NIFTY DEFENCE	9,093.20	8,978.40	1.28%	JAPAN - NIKKEI 225	59,513.12	59,284.92	0.38%
NIFTY METAL	12,989.60	12,972.70	0.13%	CHINA - SHANGHAI COMPOSITE	4,112.16	4,107.51	0.11%
NIFTY OIL AND GAS	11,700.15	11,733.10	-0.28%	HONG KONG - HANG SENG	25,898.61	26,095.88	-0.76%
BSE PSU	21,901.92	21,939.60	-0.17%	SINGAPORE - STRAITS TIMES	4,920.61	4,924.31	-0.08%
NIFTY PSE	10,671.35	10,679.95	-0.08%				
NIFTY 10Y G-SEC	2,599.07	2,596.52	0.10%				



MACROS

Real GDP Growth Rate - 2026-27 (Projected)	6.90%	Repo Rate	5.25%
CPI Inflation - 2026-27 (Projected)	4.60%	India Government 10Y Bond Yield	7.02%
Market Capitalisation (in ₹ cr)	4,63,01,247.23	Spot Foreign Exchange Rate (INR/USD)	95.29
Investor Accounts (in cr)	22.45	Foreign Exchange Reserves (in \$ Bn)	698.49

DERIVATIVES

	27-05-2026	25-06-2026	30-07-2026
Sensex Futures	77,537	78,012	78,289
	26-05-2026	30-06-2026	28-07-2026
NIFTY50 Futures	24,128	24,230	24,359
	Jun-26	Aug-26	Nov-26
Brent Futures (\$ per barrel)	112.88	101.35	90.96
	1 Month	3 Months	12 Months
INR/USD Forward Rate	95.54	96.05	98.20

- MARKET SIGNALS**
- 1) The BSE Sensex dropped 251.61 points, or 0.33%, to end at 77,017.79, while the Nifty 50 ended at 24,032.80, down 86.50 points, or 0.36%.
 - 2) DII bought equities worth ₹4,764 Cr. FII bought equities worth of ₹2,836 Cr on Monday.
 - 3) Retail auto sales rise 12.9% in April to record 2.61 million units: Federation of Automobile Dealers Associations (FADA)
 - 4) India's net direct tax collections rose 5.12% to ₹23.4 trillion in FY26, below the 9% growth projected in the Revised Estimates, as per provisional data from CBDT.
 - 5) India's LPG consumption fell to 2.2 million tonnes in April, down 16.16% y-o-y from 2.62 million tonnes and 10.5% lower than 2.45 million tonnes recorded in April 2024.