निवेश और लोक परिसंपत्ति प्रबंधन विभाग
Department of Investment and Public Asset Management

20 November 2026

Source : *Bloomberg, BSE, NSE, RBI, FBIL, CDSL, NSDL, PIB*

MARKET MONITOR

INDIAN INDICES	CLOSE	P.CLOSE	CHANGE
NIFTY50	25,800.60	25,514.30	*1.12%*
BSE SENSEX	83,919.71	83,021.75	*1.08%*
NIFTY MIDCAP 150	22,750.80	22,613.85	*0.61%*
NIFTY SMALL CAP 250	17,785.50	17,802.90	*-0.10%*
NIFTY AUTO	28,787.65	28,601.30	*0.65%*
NIFTY BANK	64,635.20	63,063.00	*2.49%*
NIFTY FMCG	48,535.70	48,564.25	*-0.06%*
NIFTY HEALTHCARE	17,474.60	17,338.95	*0.78%*
NIFTY INFO-TECH	31,322.65	30,919.45	*1.30%*
NIFTY DEFENCE	8,958.70	8,990.05	*-0.35%*
NIFTY METAL	12,271.10	12,299.75	*-0.23%*
NIFTY OIL AND GAS	11,539.35	11,491.05	*0.42%*
BSE PSU	20,964.98	20,891.22	*0.35%*
NIFTY PSE	9,528.80	9,516.10	*0.13%*
NIFTY 10Y G-SEC	2,645.84	2,642.48	*0.13%*

GLOBAL INDICES	CLOSE	P.CLOSE	CHANGE
USA MARKETS			
DOW JONES	49,097.06	50,198.17	*-2.19%*
S&P 500	7,175.83	7,323.63	*-2.02%*
NASDAQ	26,517.05	27,116.26	*-2.21%*
EUROPEAN MARKETS			
UK - FTSE100	10,396.00	10,452.68	*-0.54%*
FRANCE - CAC	7,981.52	8,080.74	*-1.23%*
GERMANY - DAX	25,054.15	25,463.81	*-1.61%*
ASIAN MARKETS			
JAPAN - NIKKEI 225	56,436.65	59,444.21	*-5.06%*
CHINA - SHANGHAI COMPOSITE	3,533.79	3,577.62	*-1.22%*
HONG KONG - HANG SENG	22,410.80	22,841.62	*-1.89%*
SINGAPORE - STRAITS TIMES	4,975.17	5,079.49	*-2.05%*

FII / DII - DAILY FLOWS *(in ₹ cr)*

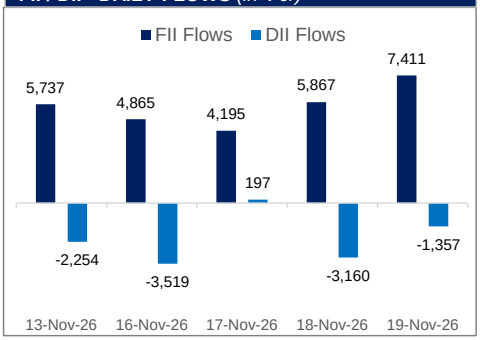

MARKET CAPITALISATION

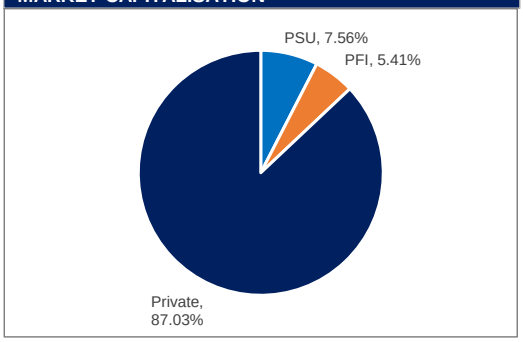

BOND YIELD CURVE - INDIA vs USA

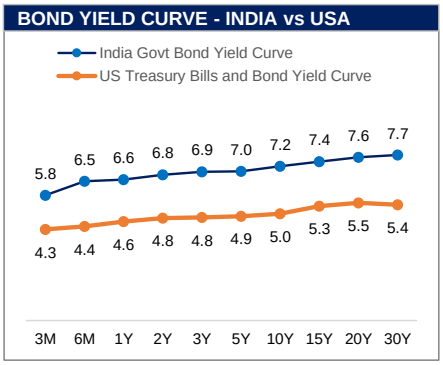

MACROS

Real GDP Growth Rate - 2026-27 (Projected)	7.10%	**Repo Rate**	5.50%
CPI Inflation - 2026-27 (Projected)	5.20%	**India Government 10Y Bond Yield**	7.19%
Market Capitalisation (in ₹ cr)	51,314,531	**Spot Foreign Exchange Rate (INR/USD)**	92.68
Investor Accounts (in cr)	24.40	**Foreign Exchange Reserves (in $ Bn)**	719.55

DERIVATIVES

	26/11/2026	**31/12/2026**	**28/01/2027**
Sensex Futures	83,980	84,397	84,858
	23/11/2026	**29/12/2026**	**25/01/2027**
NIFTY50 Futures	25,752	25,900	26,065
	Dec-26	**Feb-27**	**May-27**
Brent Futures ($ per barrel)	90.33	85.93	81.60
	1 Month	**3 Months**	**12 Months**
INR/USD Forward Rate	93.01	93.90	96.50

MARKET SIGNALS

1) The BSE Sensex ended 897.96 points, or 1.08%, higher at 83,919.71, while the Nifty 50 settled at 25,800.60, up 286.30 points, or 1.12%.

2) DII sold equities worth ₹1,357 Cr. FII bought equities worth of ₹7,411 Cr on Thursday.

3) India's crude oil import bill rose 87.5% y-o-y to $19.5 billion in October, as per provisional Petroleum Planning and Analysis Cell (PPAC) data.

4) The Indian rupee strengthened past ₹93 per USD today to hit a seven-month high, trading around ₹92.60-92.70 per USD.

5) India's capital goods market could reach $1.2 trillion by 2047, driven by investments in data centres, semiconductors, defence and clean energy, a CII-BCG report said.